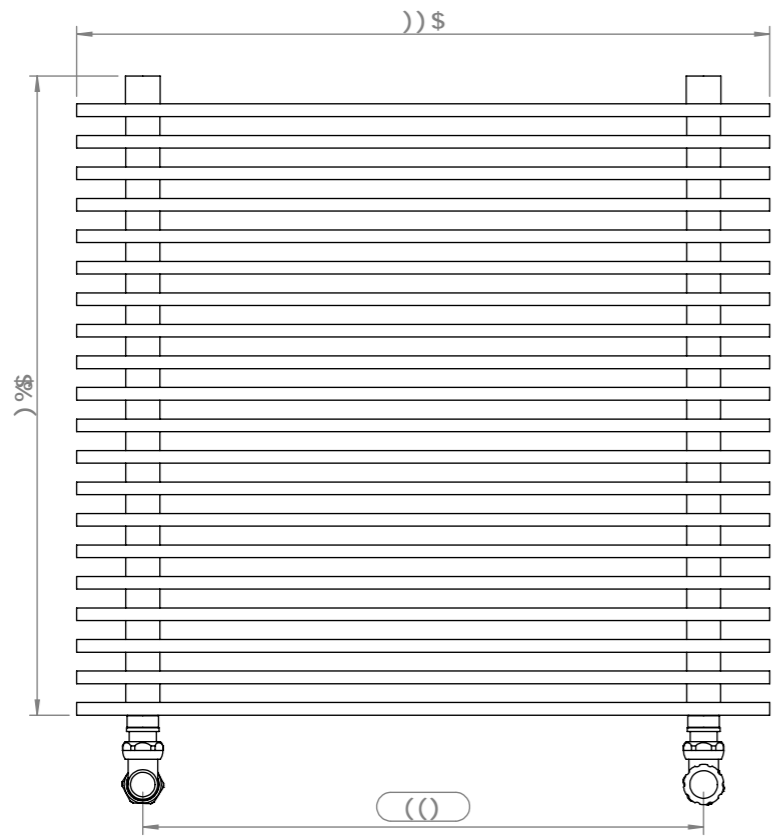
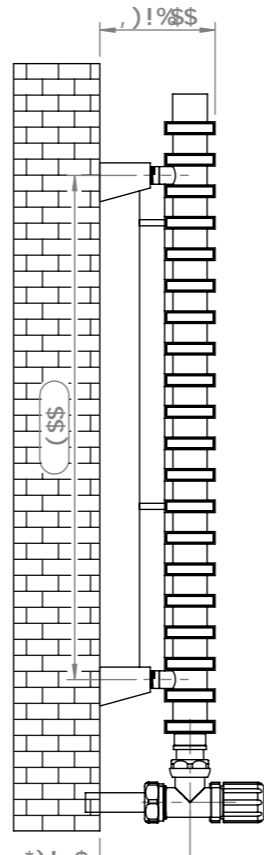


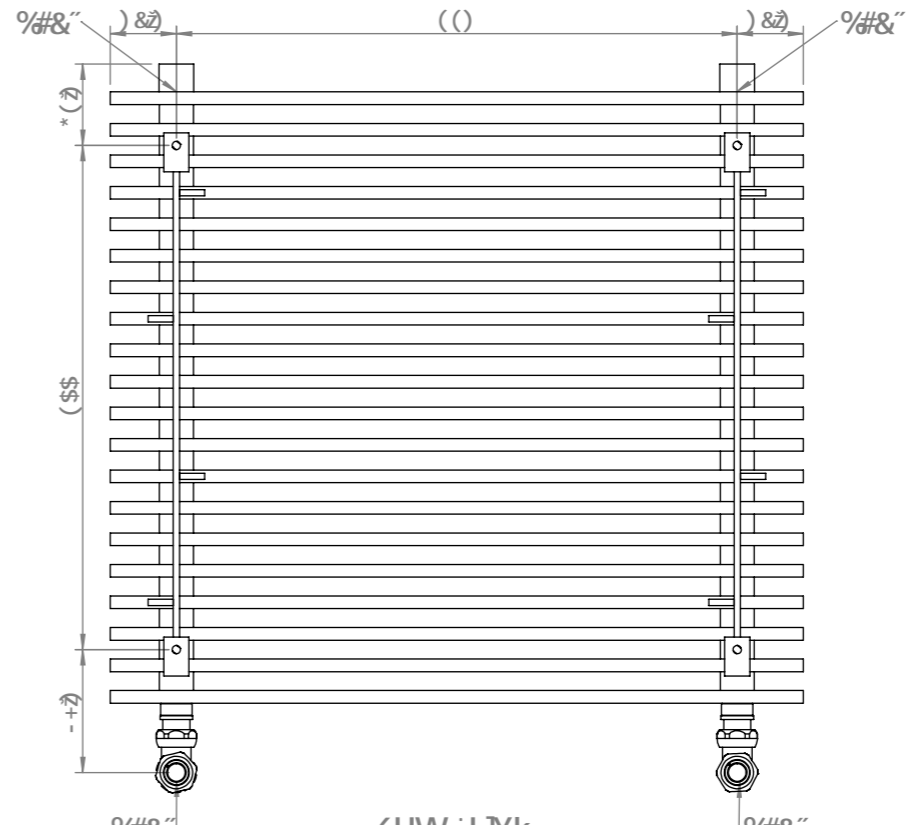
DY[Ugi g') \$)!&\$



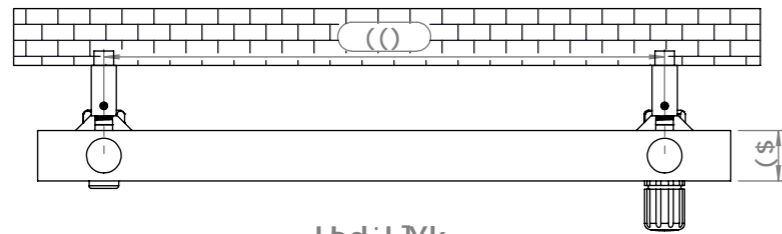
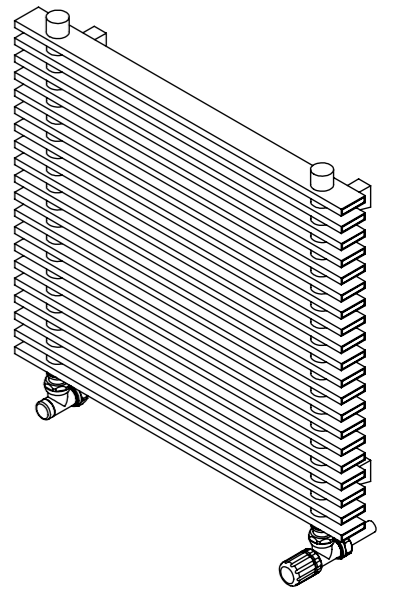
: fcbhJ JYk



GXY J JYk









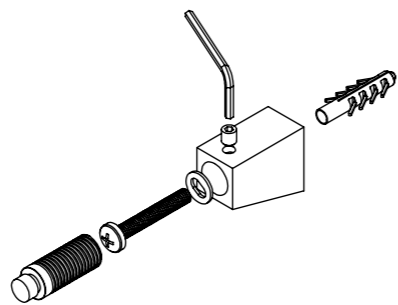
6UW J JYk



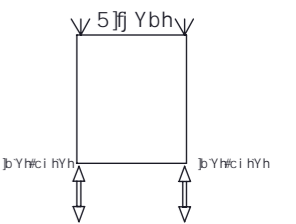
Hcd J JYk

≠gU`Uhcb`5WVYgcfjYg`

- |   |     |   |     |
|---|-----|---|-----|
|  | 1 ( |  | 1 ( |
|  | 1 ( |  | 1 ( |
|  | 1 ( |  | 1 % |




: ]h]b[ `Dcgh]cb.

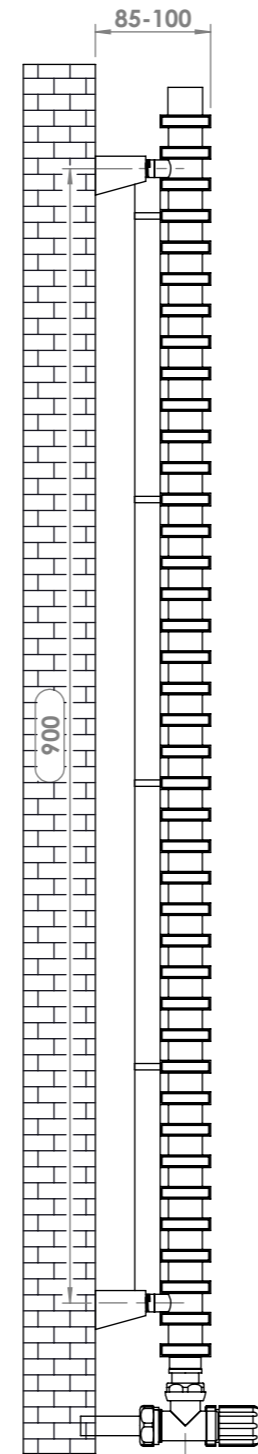


QH/AÖa ^} • a } Åe^/Å Á {  
 T æÉY [ \ä \* AU!•• ^AMFEOæ  
 T æÉY [ \ä \* A/\ ] |æ |^MJ | »Ö  
 Q |^AU q^AMFEOUU


# Pegasus 510-40



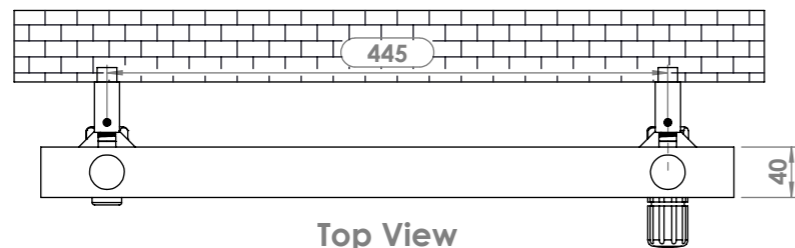

Front View



Side View







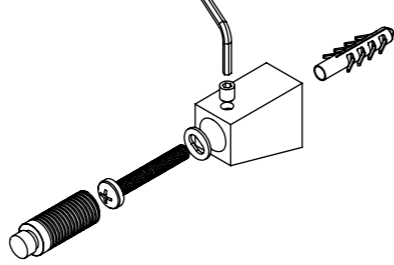


Back View

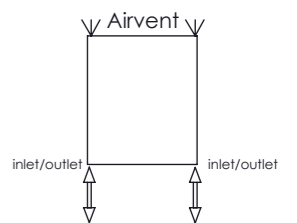


Top View

## Installation Accesories:

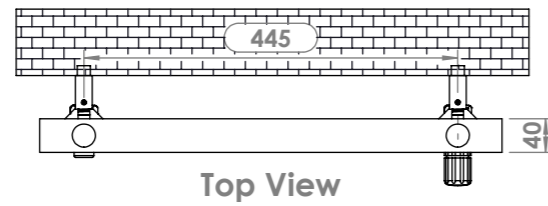


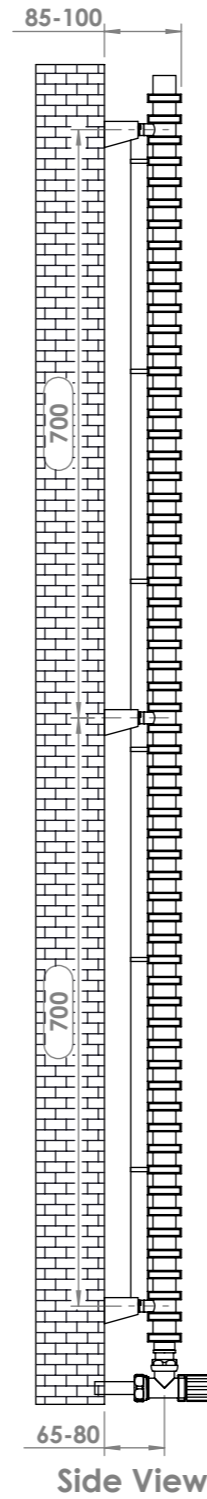

- |   |    |   |    |
|---|----|---|----|
|  | x4 |  | x4 |
|  | x4 |  | x4 |
|  | x4 |  | x1 |
- 

## Fitting Position:







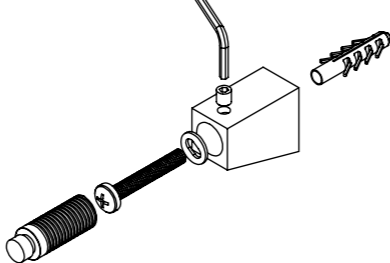


All Dimension are in mm  
 Max.Working Pressure = 10 Bar  
 Max.Working Temperature=95° C  
 Inlet / Outlet : 1/2" BSP

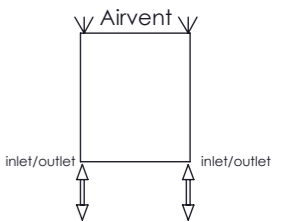
# Pegasus 515-60



## Installation Accesories:

- |   |    |   |    |
|---|----|---|----|
|  | x4 |  | x4 |
|  | x4 |  | x4 |
|  | x4 |  | x1 |
- 

## Fitting Position:



All Dimension are in mm  
 Max.Working Pressure = 10 Bar  
 Max.Working Temperature=95° C  
 Inlet / Outlet : 1/2" BSP